

688121

2025-022

2024



1 EPC

EPC

EPC

L)"

✓

2

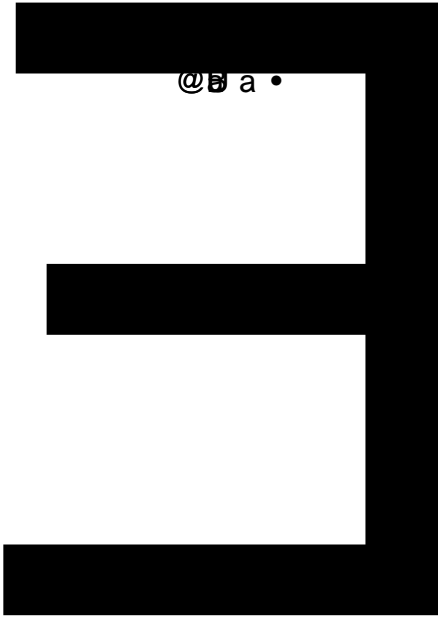
EPC

EPC

2 EPC



Ü




@Ba•



≡

Å Ū

≡

↓•





d @ Q

1 (S) (B) (C) (G)

2.

	2024	2023
	100,003.93	28,847.02

1

2024

2023

2024


2024

2023

2024

SPY





%



				%				
			104,345.82			59,082.24	16,153.76	
			2,018.55			197.25	1,150.00	
			133,920.01			86,039.43	20,656.31	
			91.60%					

/ 2019 12 2020 12 31 2021 12 2022 12 2023 12 2028
31 31 31

	19,461.46	
233303	6,935.23	2025

				370.58						2025
				10,038.54						
		233303		4,899.50						2025
		242109		3,198.00						2025

243220

234403

E

2

	2024		2023	

1.

	/	53,394.96	/	53,394.96	14,453.18		



		/	34,410.00	/	34,410.00	/	/

				2024			
			68,713.11	28,235.57			
				61.61%			

	45,831.15		5,579.34
			13,504.84
			13,504.84

	190,569.13	34,460.38			

№ L58Aÿ P ТМр P

2

1

р
I
C J

2

C

6094

00b.g



2

	2024
	5.67
	5.09

1

x 2 7 6 P

8

1

↓ 10
> 10

Ä JÖ 4 S ©

9

,

2

INNOVARE KTI

5

14,682.68 99.22% 1,114.39 900.93

10,201.66 98.53% 721.17 263.25

5,958.64 98.44% 371.97 371.97

INGENIERIA

2024

			2025

INNOVARE KTI

