

	A		
2021 6 17		" "	2021
	2021 7 27		2021
2498			A
		50,666,667	
7,599,999	15.00%		
	7,269,309	14.35%	
	330,690		
		30,477,358	
	70.23%	12,920,000	
		29.77%	
43,397,358			
	18.16 /		

5,077.51 100

10% 500 434

26,137,358

60.23% 51.59%

17,260,000 39.77%

34.07%

0.02631041%

**2021 8 30 T+2**

1 2021 8 30 T+2 16:00

18.16 /

2021 8 30

T+2

10%

6

2021 8 31 T+3

3

70%

4

12

3

6

180

5

2019 46

1

2

2021 8 25 T-1

2021 8 24 T-2

18.16 / 9.20  
10

5.00% 4,000  
4,000 2,202,643 39,999,996.88

2021 9 1 T+4

15,000


5,066,666

92,010,654.56

460,053.27

2021 9

1 T+4





2021 8 26 T

471

10,415

14,150,290





2021年8月30日

(本页无正文,为《上海卓然工程技术股份有限公司首次公开发行股票并在科创板



2021年 8月 30日

















1500







]-JñD 6 0SDĪÑ!Ó"È yÅc€







































THE MUSE















































































































31 1 0 0 46.08 re9741648.33


















































































































9 (UEN 0C0:pÄi47C M! æ (

























































c

c





















































